



Фреймворк Сарруссіно

Антон Коренюшкин



<http://www.devconf.ru>



Tour - 280 Slides

http://280slides.com/Editor/

New Open Import Save

Tour Login

New Duplicate Delete Themes Layouts Pictures Movies Shapes Text Undo Redo Present Download Share

Fill: Opacity: 100%

1 Welcome to 280 Slides!
The easiest way to make presentations online

2 Getting Started
Use the Slide Navigator on the left to add, remove, and rearrange slides in your presentation.
You can advance to the next slide of the tour just by clicking on it.

3 Pictures
One of the best parts of 280 Slides is our built-in media support. You can bring up the media picker by clicking on the Pictures button.
Use the navigator to search for images on the web or upload your own. Simply double click on the web strip that you want to add to your slide.

4 Movies
Safari's just the beginning? 280 Slides lets you insert popular video like YouTube and iStock for Movies.

Slide 1 of 7

Canceled opening the page

1 Welcome to 280 Slides!
The easiest way to make presentations online

280 Slides

NORTH 280

The easiest way to make presentations online

<http://www.devconf.ru>



Mockingbird - Untitled

https://gomockingbird.com/mockingbird/

File Edit View Save Untitled Help Upgrade korenyushkin@gmail.com mockingbird

Undo Redo Group Ungroup To Front To Back Align Lock Color Font Size Autosize Text Font color Share Preview

PAGES

- Home
- About

WIDGETS Search here...

All

Text	Link
Text	Link
Text Area	<input type="text"/>
Text area	Text input box
<input type="button" value="Button"/>	<input type="button" value="Yes"/>
Button	Dropdown
<input type="text"/>	Link Link
Button (multiline)	Linkbar

Drag a page onto a widget to make a link.

Welcome!

Start typing at any time to search. Add your widget to the page.

Double click to edit text!

<http://www.devconf.ru>



```
275   exports.loadTestSuite(source || require.main.exports.tests,  
276     stream);  
277   var result = stream.get();  
278   stream.reset();  
279   return result;  
280 };  
281  
282 ///////////////////////////////////////////////////////////////////  
283 // TestClient  
284 ///////////////////////////////////////////////////////////////////  
285  
286 function makeRequester(method) {  
287   return function (request) {  
288     request = {__proto__: request};  
289     request.method = method;  
290     return this.request(request);  
291   };  
292 }  
293  
294  
295 exports.TestClient = Object.subclass(  
296   {  
297     request: function (request/* = {} */) {  
298       request = request ? {__proto__: request} : {};  
299       var headers = {};  
300       if (request.headers)  
301         for (var name in request.headers)  
302           headers[name.toLowerCase()] = request.headers[name];  
303
```

История

2008:

Создана компания 280 North


Выпущено веб-приложение 280 Slides

Код Carrussino открыт на GitHub

2009: Выпущено Mac приложение 280 Atlas

2010: Motorola купила 280 North

2011: Состоится первая конференция CarrCon



Objective-J

- Синтаксис Objective-C
- Тонкая надстройка над JavaScript
- Более жесткая объектная модель
- Message-passing как в Smalltalk


Пример Objective-J кода

```
@implementation Person : CPObject
{
    CPString name;
}

- (id)initWithName: (CPString) aName
{
    name = aName;
}

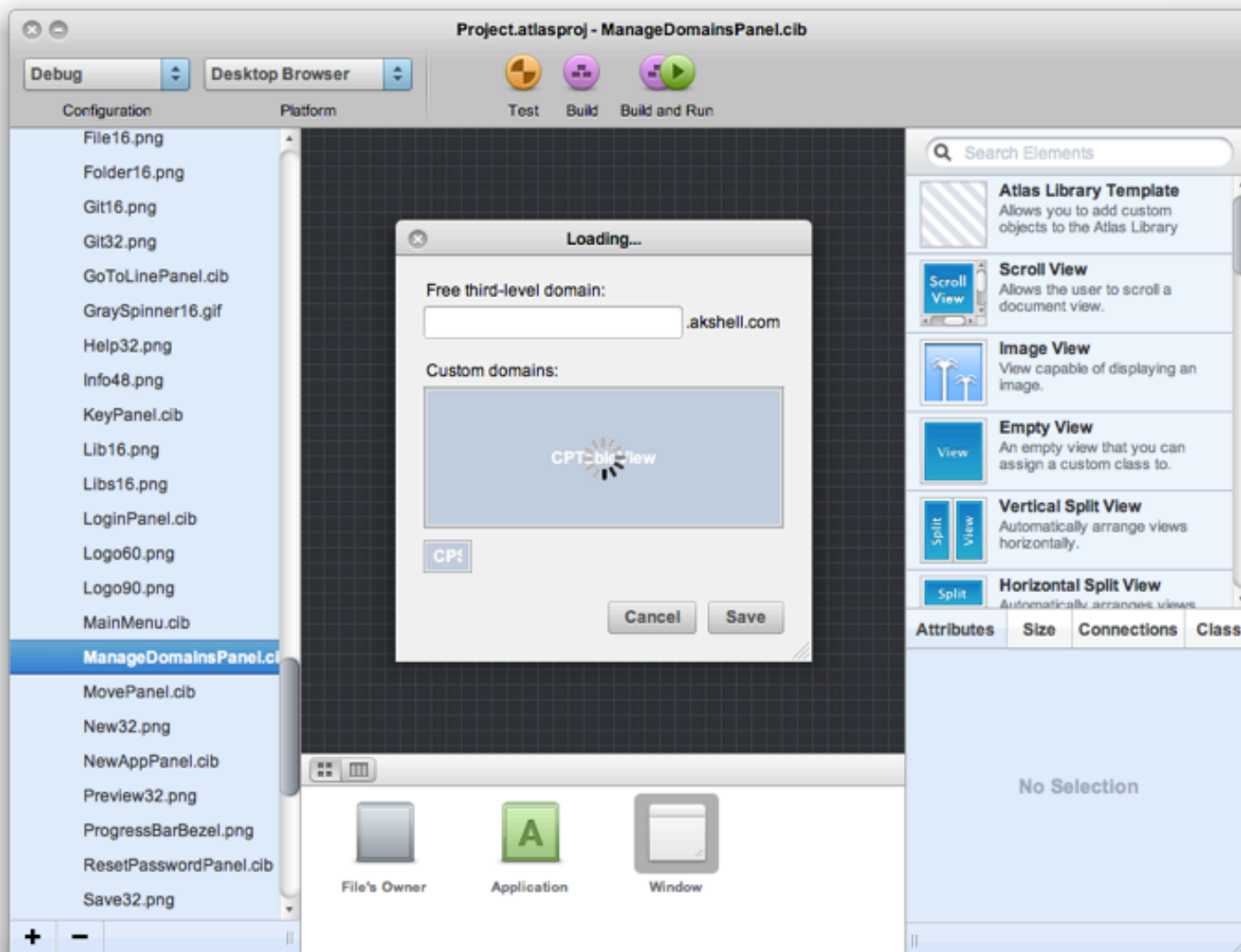
+ (id)personWithName: (CPString) aName
{
    return [[Person alloc] initWithName:aName];
}

@end
```



API

- Никаких HTML и CSS
- Базируется на Apple Cocoa
- Стабильное
- Очень хорошо документированное
- Мощный MVC фреймворк



Key-Value Coding

- Автоматическая генерация getters & setters
- Интроспекция
- База для KVO & KVB

```
var oldValue = [object value];  
[object setValue:newValue];
```

Key-Value Observing

- Паттерн Observer
- Отделяет модели от представлений и контроллеров
- Работает на всех Objective-J объектах

```
[account addObserver:inspector
    forKeyPath:"openingBalance"
    options:(CPKeyValueObservingOptionNew |
            CPKeyValueObservingOptionOld)
    context:null];
```

Key-Value Binding

- Связывает модели и представления
- Избавляет от необходимости писать “глупые” контроллеры
- Радикально уменьшает количество glue code

Сappuccino

- MVC фреймворк для создания RIA
- Стабильный и мощный API
- Графический инструмент проектирования GUI
- Красивые темы
- Работает во всех браузерах